



**OLKUSKIE WYROBY EMALIOWANE SP. Z O. O.**  
**UL. WSPÓLNA 11, 32-300 OLKUSZ**  
**TEL. 518 308 649 NIP: 637-220-78-70 KRS: 793267**  
**BIURO@OLKUSKIEWYROBYEMALIOWANE.PL**



## *ABOUT US*

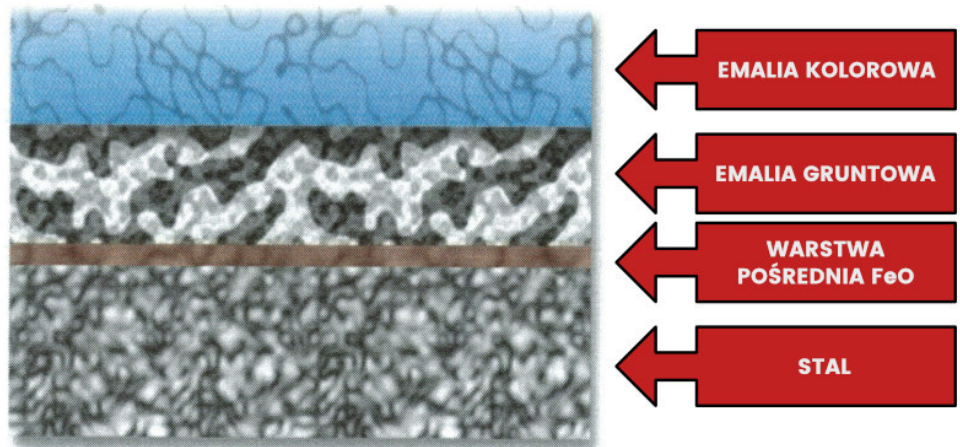
### OLKUSKIE WYROBY EMALIOWANE

We specialise in enamelling, production of enamelled steel vessels, plastic working, cutting as well as other metalwork services. Our products are made in a wide range of colours and ornamentation. We have an experienced staff of workers and co-workers, coming from the company with over 100 years of tradition.



# *ABOUT EMALIA*

Enamel - is a glassy coating composed of a mixture of powdered minerals with added pigments, fired at a temperature 800°C to 900°C in a special stove. The purpose of emailia is to protect the metal vessel/element against corrosion and to give it aesthetic appearance.



## *OUR PRODUCTS*

We specialise in manufacturing enamel masses: wet, basic so-called ground enamel and covering enamel with a wide range of colours. Our enamel is made exclusively from natural mineral resources such as iron, quartz, clay and feldspar. In our factory we use the basic methods of enamel application, i.e. spray and manual coating.

It is in the process of firing enamel in our enamelling furnaces that we impart to objects their irreplaceable health, aesthetic and functional properties, while manual painting gives each piece its unique character.



# STANDARD MUG



S: 6cm/2.4in  
C: 0,15 ltr/5oz



S: 7cm/2.8 in  
C: 0,25 ltr/8.5oz



S: 8cm/3.1in  
C: 0,35 ltr/11.8oz



S: 9cm/3.5in  
C: 0,5 ltr/16.9oz



S: 10cm/3.9in  
C: 0,65 ltr/22oz





## BELLIED MUG



S: 7cm/2.8in  
C: 0,25 ltr/8.5oz



S: 8cm/3.1in  
C: 0,35 ltr/11.8oz



S: 9cm/3.5in  
C: 0,5 ltr/16.9oz



# TUMBLER



S: 7cm/2.8in  
C: 0,25 ltr/8.5oz



S: 8cm/3.1in  
C: 0,35 ltr/11.8oz



S: 9cm/3.5in  
C: 0,5 ltr/16.9oz





## TUMBLER WITH HANDLE



S: 8,5cm/3.3in  
C: 0,3 ltr/10.1oz



S: 9,5cm/3.7in  
C: 0,35 ltr/11.8oz



S: 10,5cm/4.1in  
C: 0,4 ltr/13.5oz





# WIDE BOWL



S: 14cm/5.5in  
C: 0,35 ltr/11.8oz



S: 16 cm/6.3in  
C: 0,5 ltr/16.9oz



S: 18cm/7.1in  
C: 0,65 ltr/21.9oz



S: 20cm/7.9in  
C: 0,8 ltr/26.9oz



S: 24cm/9.4in  
C: 1,3 ltr/43.5oz





## BOWL



S: 10cm/3.9in  
C: 0,28 ltr/9.5oz



S: 14cm/5.5in  
C: 0,75 ltr/25.4oz



S: 18cm/7.1in  
C: 1,6 ltr/54.1oz



# CONICAL BOWL



S: 14cm/5.5in  
C: 0,9 ltr/30.2oz

S: 16cm/6.3in  
C: 1,3 ltr/43.5oz





## FAMILY BOWL



S: 14cm/5.5in  
C: 0,75ltr/25.2oz

S: 16cm/6.3in  
C: 1,0ltr/33.5oz

S: 18cm/7.1in  
C: 1,5ltr/50.2oz

S: 20cm/7.9in  
C: 2,0ltr/66.9oz

S: 22cm/8.7in  
C: 2,7ltr/90.2oz

S: 24cm/9.4in  
C: 3,6ltr/120.2oz



# ROUNDEL



S: 12cm/4.7in  
C: 0,6 ltr/20.2oz



S: 14cm/5.5in  
C: 1,0 ltr/33.5oz



S: 16cm/6.3in  
C: 1,5 ltr/50.2oz





## SAUCEPAN



S: 14cm/5.5in  
C: 0,9 ltr/30.3oz



S: 16cm/6.3in  
C: 1,3 ltr/43.5oz



# TEAPOT



S: 10cm/3.9in  
C: 0,45 ltr/15.2oz



S: 12cm/4.7in  
C: 0,9 ltr/30.2oz



S: 14cm/5.5in  
C: 1,4 ltr/46.9oz





## COFFEE POT



S: 12cm/4.7in  
C: 1,3 ltr/43.5oz







# CAN



S: 8cm/3.1in  
C: 0,35 ltr/11.8oz

S: 9cm/3.5in  
C: 0,5 ltr/16.9oz

S: 10cm/3.9in  
C: 0,65 ltr/21.9oz





## CONTAINER



S: 12cm/4.7in  
C: 1,7ltr/56.9oz



S: 14cm/5.5in  
C: 2,7ltr/90.2oz



# GRAVY BOAT



GRAVY BOAT WITH HANDLE  
C: 0,45 ltr/15.2oz



GRAVY BOAT WITH HOLDER  
C: 0,45 ltr/15.2oz





## PLATE



*SMALL PLATE*  
D: 17cm/6.7in



*FLAT PLATE*  
D: 24cm/9.4in



# DEEP PLATE



DEEPLATE  
D: 24cm/9.4in  
H: 45mm/1.8in





## SOAP TRAY




STANDING SOAP TRAY



HANGING SOAP TRAY



# TRAY



*D: 28cm/11in*





## BREAD TRAY



*D: 560X410X239 mm/22x16.1x9.4in*





# COLANDER



C: 2,4 ltr/80.2oz





## KETTLE



C: 2,3 ltr/76.9oz



# CANDLE HOLDER



D: 475X175X260 mm/18.7x6.9x10.2in





## VASE



C: 4,5 ltr/150.2oz



# EWER



C: 2,6 ltr/86.9oz





## BUCKET



C: 7,5 ltr/250.2oz



# DOG BOWL



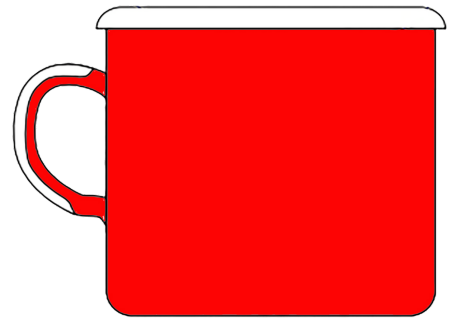
*D: 16 cm/6.3in*



*D: 18 cm/7.1in*




# COLORS ON THE OUTSIDE




E35 APRICOT - PMS 143C




E38 DARK BROWN - PMS 4975C



E42 WHITE



E51 EGGPLANT - PMS 518C



E70 NAVY BLUE - PMS 2765C



E72 SKY BLUE - PMS 284C



E74 STEEL NAVY BLUE - PMS 289C



E76 SAPPHIRE BLUE - PMS 2746C



E79 DARK BLUE - PMS 2955C



E80 BLACK - BLACK 5C



E100 CARMINE - PMS 485C



E101 CORAL - PMS 187C



E110 ORANGE - PMS 166C



E121 LIME - PMS 368C



E122 PISTACHIO - PMS 380C



E123 BRIGHT TURQUOISE - PMS 2975C




E124 GREEN PASTEL - PMS 356C



E127 PEA - PMS 345C



E128 - LIGHT BEIGE - PMS 726C



E133 BRIGHT LEMON - PMS 587C




E151 PINK - PMS 2365C



E255 CHROME GREEN - PMS 364C




E257 DARK GREEN - PMS 5605C




E270 COCUM - PMS 1205C




E274 CREAMY - PMS 468C




E275 BANANA - PMS 7506C




E283 BLUE PASTEL - PMS 278C



E343 LIGHT BLUE SPECKLED - PMS 2702C




E351 TEAL - PMS 3165C




E380 DARK GREY - PMS 429C



# COLORS ON THE HANDLE




E35 APRICOT - PMS 143C




E38 DARK BROWN - PMS 4975C



E42 WHITE




E51 EGGPLANT - PMS 518C



E70 NAVY BLUE - PMS 2765C



E72 SKY BLUE - PMS 284C




E74 STEEL NAVY BLUE - PMS 289C



E76 SAPPHIRE BLUE - PMS 2746C



E79 DARK BLUE - PMS 2955C



E80 BLACK - BLACK 5C



E100 CARMINE - PMS 485C



E101 CORAL - PMS 187C



E110 ORANGE - PMS 166C




E121 LIME - PMS 368C



E122 PISTACHIO - PMS 380C



E123 BRIGHT TURQUOISE - PMS 2975C




E124 GREEN PASTEL - PMS 356C




E127 PEA - PMS 345C



E133 BRIGHT LEMON - PMS 587C



E151 PINK - PMS 2365C



E255 CHROME GREEN - PMS 364C



E257 DARK GREEN - PMS 5605C



E274 CREAMY - PMS 468C




E275 BANANA - PMS 7506C



E283 BLUE PASTEL - PMS 278C



E343 LIGHT BLUE SPECKLED - PMS 2702C

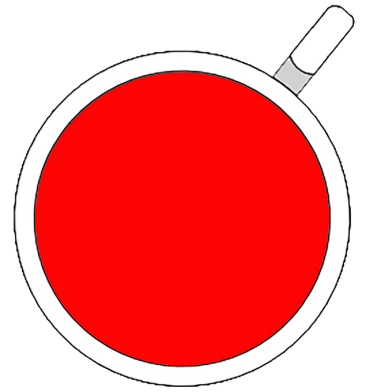


E351 TEAL - PMS 3165C



E380 DARK GREY - PMS 429C

# COLORS ON THE INSIDE




E38 DARK BROWN - PMS 4975C



E42 WHITE



E51 EGGPLANT - PMS 518C



E70 NAVY BLUE - PMS 2765C



E80 BLACK - BLACK 5C




E128 LIGHT BEIGE - PMS 726C



E151 PINK - PMS 2365C



E270 COCUM - PMS 1205C



E274 CREAMY - PMS 468C



E275 BANANA - PMS 7506C



E283 BLUE PASTEL - PMS 278C


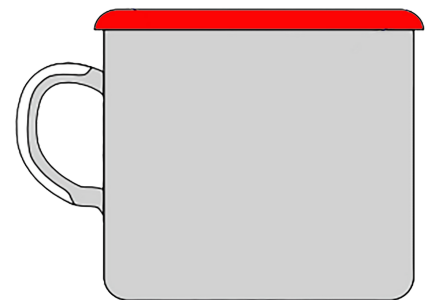


E343 LIGHT BLUE SPECKLED - PMS 2702C



E351 TEAL - PMS 3165C


# COLORS ON THE RIM



E38 DARK BROWN - PMS 4975C



E42 WHITE



E76 SAPPHIRE BLUE - PMS 2746C




E80 BLACK - BLACK 5C



E128 LIGHT BEIGE - PMS 726C



E255 CHROME GREEN - PMS 364C



E257 DARK GREEN - PMS 5605C



E274 CREAMY - PMS 468C



E275 BANANA - PMS 7506C



***THANK YOU  
FOR YOUR INTEREST  
OUR PRODUCTS***



OLKUSKIE WYROBY EMALIOWANE SP. Z O. O.  
UL. WSPÓLNA 11, 32-300 OLKUSZ  
TEL. 518 308 649 NIP: 637-220-78-70 KRS: 793267  
BIURO@OLKUSKIEWYROBYEMALIOWANE.PL